

## HOW TO VOTE – IPSSZB ELECTIONS

Dear IPS SZB LF member,

Please note that the IPS SZB elections for 2023 will start from 15.09.2023, 11.00 AM and end on 07.10.2023, 5.00 PM.

### 1. CLICL ON THE LINK:


Please use the link received on your mobile as SMS from RTVOTR or RIVOTE

(OR)

Use the link below.

<https://right2vote.in/login/>

### 2. YOU SEE THE FOLLOWING PAGE:



The screenshot displays the login interface for Right2Vote. At the top, the browser address bar shows 'right2vote.in'. The page header includes the contact information 'contact@right2vote.in | + 91 9920591306' and the Right2Vote logo. A 'Login' button is visible in the top right corner. The main login area features a large 'V' logo with a fingerprint pattern. Below the logo, there are two input fields: 'Email Id' and 'Mobile No.', separated by an 'OR' button. The 'Email Id' field is currently active, with the placeholder text 'Enter email address'. A red 'Get OTP' button is positioned below the input fields. At the bottom, there are two radio buttons: 'Voter Login' (selected) and 'Admin Login'.

3. CLICK ON THE MOBILE:

right2vote.in

contact@right2vote.in | + 91 9920591306

**Right2Vote**

Login

**Right2Vote**

Email Id OR Mobile No.

**Email Id**

Enter email address

**Get OTP**

Voter Login  Admin Login

#### 4. ENTER YOUR REGISTERED MOBILE:

All the members are requested to use only **registered (with IPS SZB) mobile number** to receive the OTP and to login.

**Note:** You have to use your email if your mobile number is not registered with IPS SZB and email id is given to the office.



Enter your 10 digit registered mobile number and click **“Get OTP”**


The screenshot shows the mobile application interface for Right2Vote. At the top, the browser address bar displays 'right2vote.in'. Below it, the app header includes the contact email 'contact@right2vote.in', the phone number '+91 9920591306', the Right2Vote logo, a menu icon, and a 'Login' button. The main content area features a large 'Right2Vote' logo with a fingerprint icon. Below the logo, there are two input fields: 'Email Id' and 'Mobile No.', separated by an 'OR' button. The 'Mobile No.' field is currently selected and highlighted with a green border. It includes a dropdown menu for the country code, currently set to '+91' with the Indian flag. The input field contains the placeholder text 'Enter mobile number'. Below the input fields is a prominent red 'Get OTP' button. At the bottom, there are two radio buttons: 'Voter Login' (which is selected) and 'Admin Login'.

5. ENTER OTP and CLICK SIGN IN:

right2vote.in

contact@right2vote.in | + 91 9920591306


 

 **Right2Vote**

OR

Email Id  Mobile No.

**Mobile No.**

 +91

**OTP**

OTP (One Time Password) has been delivered on: 919052066880

**Sign In**

6. CLICK ON THE VOTE:

The screenshot shows a web browser address bar with the URL `right2vote.in`. Below the browser, a dark navigation bar contains the contact information `contact@right2vote.in | + 91 9920591306`, the **Right2Vote** logo, a login ID `919052066880`, and a red **Logout** button. The main content area features the word **Voter** in large red font, a horizontal red line, a checkmark icon, and the logo of the **INDIAN PSYCHIATRIC SOCIETY**. Below the logo, the text reads: **IPS South Zonal branch Election 2023**, **By : Indian Psychiatric Society South Zonal Branch**, **Start Date (IST): 15 Sep 2023, 11:00 am**, and **End Date (IST): 07 Oct 2023, 05:00 pm**. At the bottom, there are two buttons: an orange **VOTE** button with a green border and a yellow **MORE** button.

7. You will see the names of contestants. Select the contestant and submit your vote: